

## Artwork requirements and specifications

# STICKERCASES™

- Sticker dimensions: 40 (H) x 27 (W) cm
- Full colour files (4/0) need to be in CMYK
- Text converted in outlines/letter contour
- PMS colours need to be converted into CMYK
- Use 5 mm bleed all around. Make sure the background image or colour uses 5 mm bleed all around to avoid white lines at the edges of the sticker
- Use 5 mm safety margin all around. Place important elements, such as text and logo's, away from the edges to avoid these elements of being (partially) cut off
- Images/photos need to be 300 DPI
- Lines or stripes can not be thinner than 0,25 pt, white lines need to be at least 0,5 pt
- Minimum font size 6 pt
- For a rich dark black coverage use: Cyan 0%; Magenta 0%; Yellow 0%; Black 100%
- Designs with a white stroke (contour) of fill should not be placed in 'overprint', white in overprint will not show as 'clear white' in the final print
- Design artwork in; Adobe InDesign, Adobe Illustrator or Adobe Photoshop
- Use the InDesign to create the production file with the background colour that meets the colour of the STICKERCASES™
- Save your artwork as PDF using our PDF settings (jonoptions included)
- Never save your artwork using any type of colour profile

# Artwork

## How to submit files

Full colour logos or illustrations should always be submitted in Adobe Illustrator (CS t/m CC 2020) as a vector file (AI, EPS, PDF), with all text converted into letter outlines. Other formats might be Photoshop PDF, TIFF or JPG files in maximum available dimensions, with a minimum resolution of 300 dpi. Background images / pictures always as Photoshop TIFF or JPG files with a minimum resolution of 300 dpi. When in doubt, please ask our advise: [info@suitsuitinternational.com](mailto:info@suitsuitinternational.com)

### Image type



Image

Aanleveren als:

**TIFF**  
**PSD**  
**JPG**

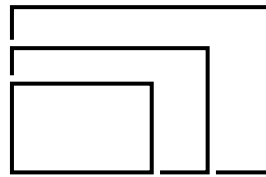


Logo

Submit as:

**Ai**  
**EPS**  
**PDF**

### Image size in DPI



Submit as:

**TIFF**  
**PSD**  
**PDF**  
**JPG**

Image size must be 300 dpi (or higher) in the dimensions used on the product.

*Minimal size; 250 dpi in the dimensions used on the product.*

### Font Type




Font Type converted into 'outlines'




Font Type

Provide used Font type or convert the text to outlines.

### Colours



RGB  
Colours used in digital / online images



CMYK  
Colours used in Print materials

Submit as:

**CMYK**

### Option for Suitcases:

When printed in standard colours, the studio will convert all used PMS colours in the artwork to CMYK colours in Photoshop.

If the clients chooses to print with an extra PMS colour, the client has to provide this PMS colour.

Due to the printing effect of the PMS colour on different materials and surfaces, like ABS/ Polycarbonate and nylon, the PMS colour will look different.



PMS Colours are Standard Printing Colours